


Bug Out Gear for Travelers: Practical Survival

In an uncertain world, it's more important than ever to be prepared for anything. That's why we've put together this comprehensive guide to bug out gear for travelers. Whether you're planning a short weekend trip or a long-term adventure, this book will help you choose the right gear and pack it efficiently.



Bug Out Gear for Travelers (Practical Survival Series Book 8) by Tony Nester

★★★★☆ 4.3 out of 5

Language	: English
File size	: 1801 KB
Text-to-Speech	: Enabled
Screen Reader	: Supported
Enhanced typesetting	: Enabled
X-Ray	: Enabled
Word Wise	: Enabled
Print length	: 31 pages
Lending	: Enabled



What is Bug Out Gear?

Bug out gear is a collection of essential items that you need to have on hand in case of an emergency. This could be anything from a natural disaster to a civil unrest. The goal of bug out gear is to provide you with the basic necessities to survive for a short period of time until help arrives.

What to Pack in Your Bug Out Bag

The contents of your bug out bag will vary depending on your individual needs and the specific situation you're preparing for. However, there are some general items that everyone should consider packing, including:

- Food and water
- First aid kit
- Shelter
- Clothing
- Fire starter
- Knife
- Flashlight
- Whistle
- Cash
- Important documents

How to Choose the Right Gear

When choosing bug out gear, it's important to consider the following factors:

- **Weight:** Your bug out bag should be light enough to carry for extended periods of time. Choose items that are lightweight and durable.
- **Size:** Your bug out bag should be small enough to fit comfortably in your car or on your back. Choose items that are compact and easy to store.

- **Cost:** Bug out gear can be expensive, so it's important to set a budget before you start shopping. Choose items that are affordable and still provide the protection you need.

How to Pack Your Bug Out Bag

Once you've chosen the right gear, it's important to pack your bug out bag efficiently. Here are a few tips:

- **Start with the essentials:** Pack the most important items first, such as food, water, and first aid supplies.
- **Use compression sacks:** Compression sacks can help you save space in your bag by compressing bulky items, such as clothing and sleeping bags.
- **Pack light:** Only pack the essentials and leave behind anything that you can live without.

Bug out gear is an essential part of any traveler's emergency preparedness plan. By packing the right gear and learning how to use it, you can increase your chances of surviving an emergency. We hope this guide has been helpful in preparing you for the unexpected.

Free Download your copy of Bug Out Gear for Travelers today!



Bug Out Gear for Travelers (Practical Survival Series

Book 8) by Tony Nester

★★★★☆ 4.3 out of 5

Language : English

File size : 1801 KB

Text-to-Speech : Enabled

Screen Reader : Supported


Enhanced typesetting : Enabled

X-Ray : Enabled

Word Wise : Enabled
Print length : 31 pages
Lending : Enabled

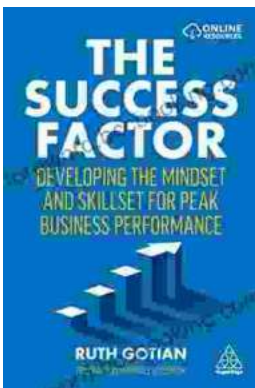
FREE

DOWNLOAD E-BOOK



Unleash the Adventure: Family Fun in the Black Hills

Nestled amidst the rolling hills and towering rock formations of South Dakota, the Black Hills beckon families to embark on an extraordinary vacation filled with...



Unleashing Peak Business Performance: A Journey of Transformation

In today's rapidly evolving business landscape, organizations are constantly striving to achieve optimal performance and stay ahead of the competition. However, achieving...